



District Report Card: 2017


State: Meghalaya	District: Ri Bhoi
Class: 8	Subject: Mathematics
Schools: 50	Students: 969


Participation/Coverage


Students

<div>GENDER</div> <div></div>	Boys				Girls			
	Number		%		Number		%	
	419		43.24		550		56.76	

<div>AREA</div> <div></div>	Rural				Urban			
	Number		%		Number		%	
	810		83.59		159		16.41	

<div>CATEGORY</div> <div></div>	SC		ST		OBC		GEN	
	Number	%	Number	%	Number	%	Number	%
	19	1.96	900	92.88	25	2.58	25	2.58

<div>CWSN</div> <div></div>	LD	VI	HI	S&LD	ID	Oth
	0	1	0	0	0	4

<div>Management</div> <div></div>	Government			Government-aided		
	Number		%	Number		%
	66		6.81	903		93.19

Average Performance of Students in Mathematics (%)

Overall	Gender		Area		Management		Social Group			
	Male	Female	Rural	Urban	Govt.	Aided	SC	ST	OBC	GEN
32.09	31.89	32.25	31.82	33.50	30.20	32.23	32.98	32.01	40.00	26.67

Performance on Learning Outcomes (LOs)

Learning Outcomes	Description	Average Performance(%)
M601	Solves problems involving large numbers by applying appropriate operations	32.46
M606	Solves problems on daily life situations involving addition and subtraction of fractions / decimals	29.84
M620	Finds out the perimeter and area of rectangular objects in the surroundings like floor of the class room, surfaces of a chalk box etc.	23.89
M621	Arranges given/collected information in the form of table, pictograph and bar graph and interprets them	26.41
M702	Interprets the division and multiplication of fractions	30.86
M705	Solves problems related to daily life situations involving rational numbers	30.13
M706	Uses exponential form of numbers to simplify problems involving multiplication and division of large numbers	20.93
M707	Adds/subtracts algebraic expressions	33.95
M710	Solves problems related to conversion of percentage to fraction and decimal and vice versa	21.99
M717	Finds out approximate area of closed shapes by using unit square grid/graph sheet	33.67
M719	Finds various representative values for simple data from her/his daily life contexts like mean, median and mode	43.07
M721	Interprets data using bar graph	49.26
M801	Generalizes properties of addition, subtraction, multiplication and division of rational numbers through patterns	23.68
M802	Finds rational numbers between two given rational numbers	38.69
M803	Proves divisibility rules of 2, 3, 4, 5, 6, 9 and 11	35.89
M804	Finds squares, cubes, square roots and cube roots of numbers using different methods	30.87
M808	Uses various algebraic identities in solving problems of daily life	40.59
M812	Verifies properties of parallelogram and establishes the relationship between them through reasoning	25.39
M818	Finds surface area and volume of cuboidal and cylindrical object	24.10
M819	Draws and interprets bar charts and pie charts	43.76

Range of Performance of Students who Answered Correctly							
Below 30%		30% - 50%		50% - 75%		Above 75%	
Number	%	Number	%	Number	%	Number	%
474	48.92	391	40.35	94	9.70	10	1.03

Lowest Performing Learning Outcomes (LOs)

- 1 - Uses exponential form of numbers to simplify problems involving multiplication and division of large numbers (20.93)
- 2 - Solves problems related to conversion of percentage to fraction and decimal and vice versa (21.99)
- 3 - Generalizes properties of addition, subtraction, multiplication and division of rational numbers through patterns (23.68)

4 - Finds out the perimeter and area of rectangular objects in the surroundings like floor of the class room, surfaces of a chalk box etc. (23.89)

5 - Finds surface area and volume of cuboidal and cylindrical object (24.10)